




<p>ENAR Extension Handle</p>		<p>The ENAR Extension Handle is ideal for self treating the back, and other hard to reach areas. Simply open the arms into their lock out position, clip the ENAR into its place and start treating. (\$80)</p>	<p>ENAR and SCENAR ET Acu-Point Probe</p>		<p>The ET Acu-Point Probe is an extension electrode for treating key-points and / or difficult access areas. Fully functional for IR and Dosing, yet very focused, acupuncturists use ENAR or SCENAR with this probe to precisely treat meridians. (\$120)</p>
<p>ENAR or SCENAR Through-Hair Brush</p>		<p>The ENAR and SCENAR through-hair brush ensures excellent skin contact when working directly on the scalp or other areas where there may be abundant hair. The hairbrush is also used to treat animals. (\$120)</p>	<p>ENAR and SCENAR Pads - 8 reusable Pads</p>		<p>The Pads are reusable and their stickiness can be revived with just a drop of water. They are supplied in a pack of 8 pads for \$25 and are useful in applying to any areas requiring ongoing and extended treatment. (\$25)</p>
<p>ENAR and SCENAR Fine-Point Wand Probe</p>		<p>This very fine point electrode is perfect for getting into those 'smile lines', spots, wrinkles and other tight areas. However, the wand's design means only for treating your self. (\$100)</p>	<p>ENAR and SCENAR 2-Way Leads</p>		<p>The 2-Way Leads are useful in applying ongoing treatment to areas like the back, knees or shoulders, where you can 'set the device and forget it'. With a device in a pocket, patients can enjoy a treatment whilst moving. (\$25)</p>
<p>ENAR and SCENAR Y-Point Probe</p>		<p>The Y-probe is an invaluable accessory in treating around knuckles and other bony areas such as ankles. It is also widely used in cosmetology on the face, and will easily fit between and around toes and fingers. (\$100)</p>	<p>ENAR and SCENAR 4-Way Leads</p>		<p>The 4-Way Leads are able to apply treatment to an even more dispersed area and are useful in energetic techniques where the goal is to lift overall energy. You can enjoy a lengthy treatment while going about other activities. (\$50)</p>
<p>ENAR and SCENAR ET Remote Face Probe</p>		<p>The ET Remote Probe is an extension electrode for wherever you need remote access. You can take IR's - or - treat areas that may be more difficult to access - or - have the patients themselves deliver treatment to areas that are sensitive and/or may require privacy. (\$150)</p>	<p>Energy Blanket (2 sizes)</p>		<p>The Energy Blanket is designed to help you to quickly regain and balance your energies in a relaxed and harmonious way. The Energy Blanket supports speedy rehabilitation. In 2 sizes (Standard \$690 220 x 160 cm [cover avail \$80] and Mini Blanket \$390 180x110 cm)</p>